

ん	わ	ら	や	ま	は	な	た	さ	か	あ	
N	Wa	Ra	Ya	Ma	Ha	Na	Ta	Sa	Ka	A	
		り		み	ひ	に	ち	し	き	い	
		Ri		Mi	Hi	Ni	Chi	Shi	Ki	I	
		る	ゆ	む	ふ	ぬ	つ	す	く	う	
		Ru	Yu	Mu	Fu	Nu	Tsu	Su	Ku	U	
		れ		め	へ	ね	て	せ	け	え	
		Re		Me	He	Ne	Te	Se	Ke	E	
		を	ろ	よ	も	ほ	の	と	そ	こ	お
		Wo	Ro	Yo	Mo	Ho	No	To	So	Ko	O

EndNote X3 for Student

::Sunu Wibirama::

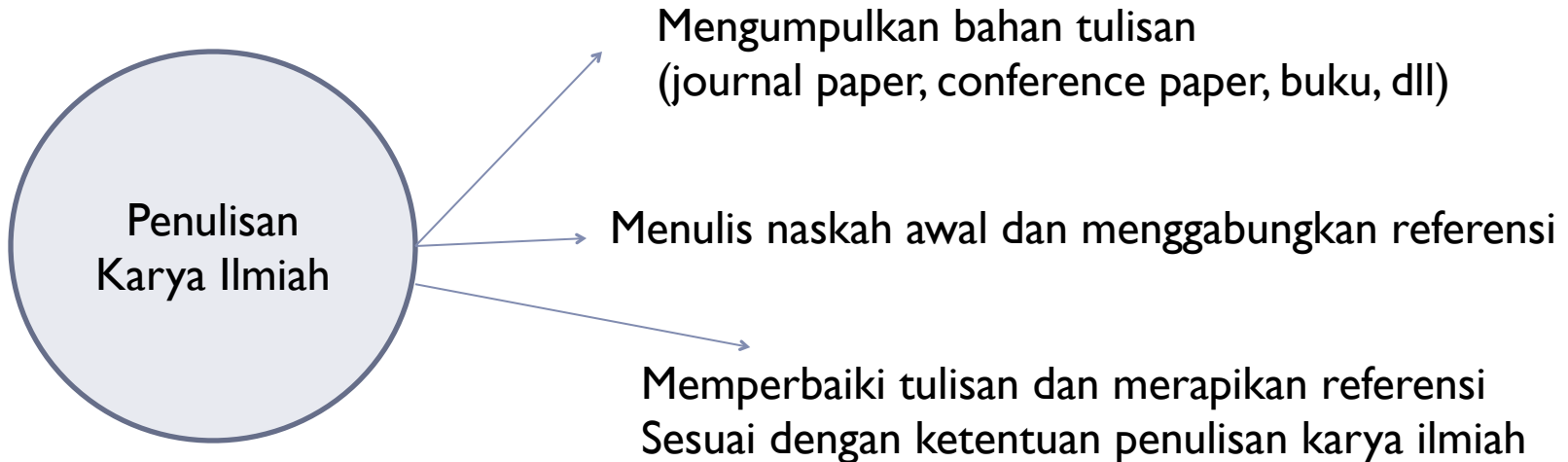
Dept. of Electronics, King Mongkut's Institute of Technology Ladkrabang

KBRI - Minggu, 2 Agustus 2009

Outline

- ▶ Pendahuluan
- ▶ Istilah-istilah dalam EndNote X3
- ▶ Beberapa fitur baru
- ▶ Mengelola File Referensi
- ▶ Menggunakan EndNote dan Ms.Word
- ▶ Online Database Searching


Pendahuluan



Problem

1. Adakah cara cepat untuk mendokumentasikan referensi yang sudah kita baca?
2. Adakah cara cepat memasukkan referensi, sembari menulis draft paper?
3. Adakah cara cepat untuk mengganti format referensi sesuai dengan ketentuan karya tulis?

Pendahuluan



[View free online tutorials or sign up for Webinars >](#)
[Download free content file updates >](#)
[Buy online today >](#)

ENDNOTE membantu Anda :

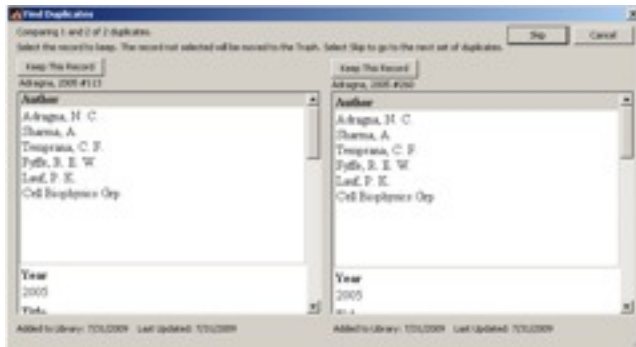
1. Membantu dokumentasi referensi
2. Memasukkan referensi secara cepat ke program pengolah kata
3. Mengubah format referensi secara cepat, sesuai dengan peraturan tiap jurnal / conference / kampus.
4. Mengorganisasi gambar, tabel dan semua file yang terkait dengan referensi Anda.
5. Mencari referensi secara online di beberapa situs sitasi ilmiah

Istilah-istilah dalam EndNote X3

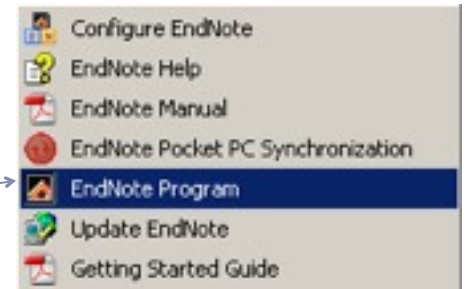
- ▶ *Reference* : adalah satu sumber tulisan yang akan digunakan dalam penulisan naskah.
- ▶ *EndNote Reference Library (Library)* : file data yang dibuat dengan program EndNote dan berisi daftar pustaka
- ▶ *Bibliography* : adalah daftar kutipan (biasanya dicantumkan di bagian paling akhir dari suatu jurnal atau karya tulis ilmiah lain)
- ▶ *Output Style* : bentuk penulisan kutipan (berupa catatan kaki/ footnote atau catatan akhir/endnote).
- ▶ *Cite While You Write (CWYW)* : kegiatan mengutip sumber tulisan ketika sedang menulis naskah
- ▶ *Group* : kumpulan beberapa reference berdasar kata kunci tertentu

Beberapa fitur baru (based on official announcement)

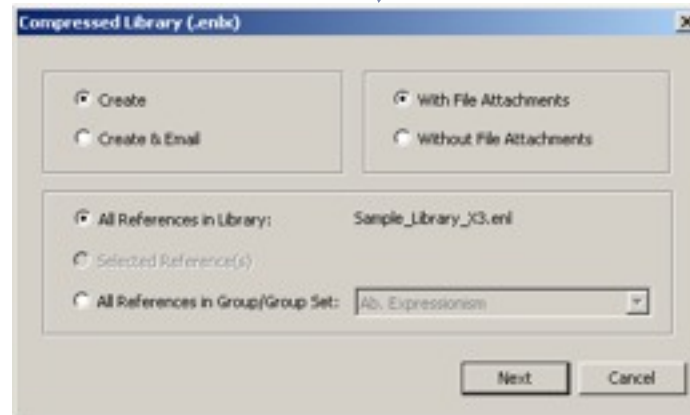
Beberapa
tambahan
fitur pada
EndNoteX3



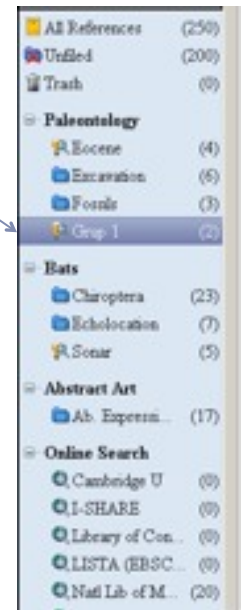
Find Duplicates Record



Startup Time



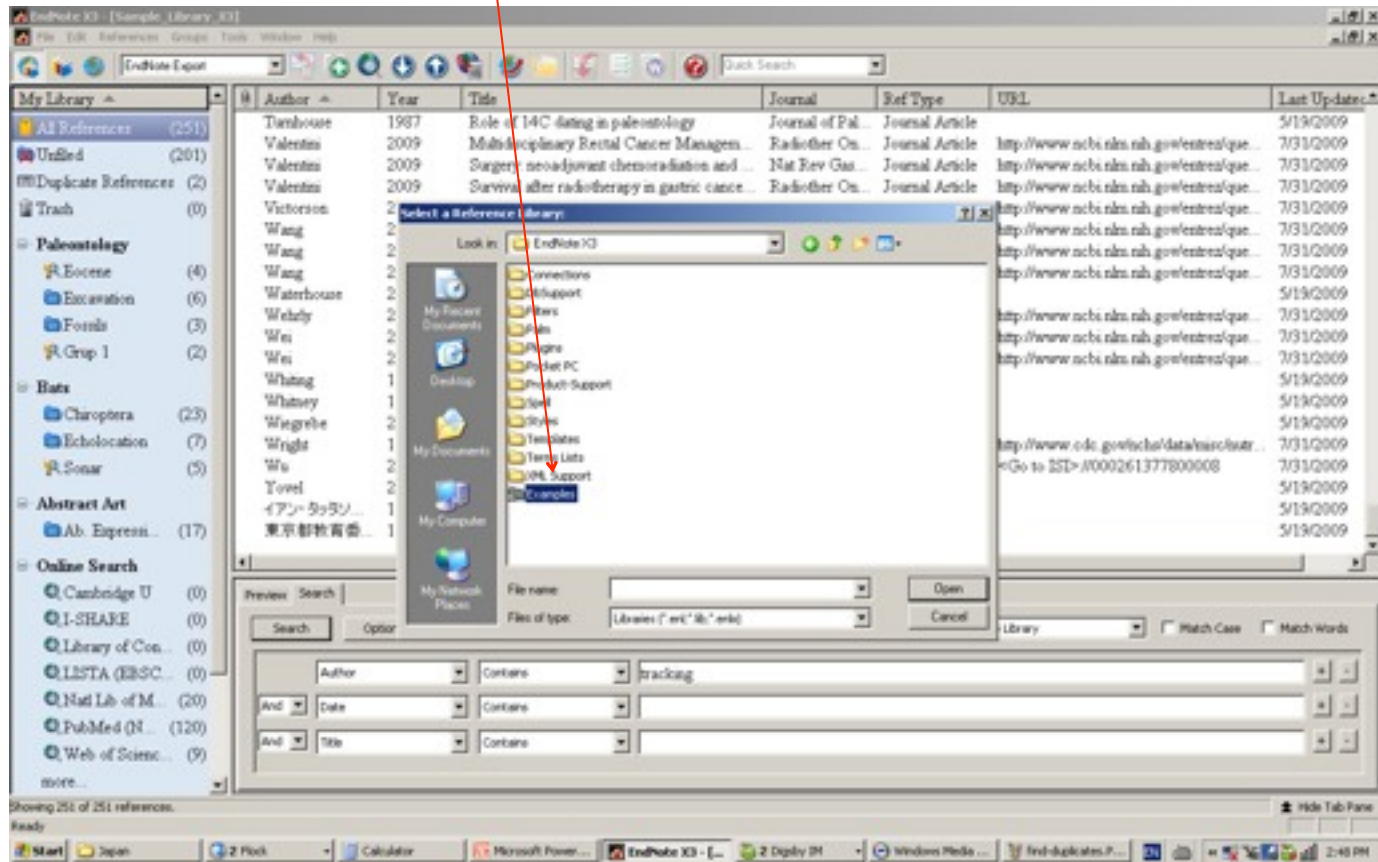
More Feature in Compressed Library



Group Sets

Mengelola File Referensi

EndNote menyediakan “Example File” untuk memudahkan kita mempelajari fungsionalitas EndNote



Mengelola File Referensi

(Jika Anda sudah meng-install EndNote, kami persilahkan untuk menjalankan aplikasinya)

- ▶ Menambah dan menghapus reference
- ▶ Mencari duplikat reference
- ▶ Mengubah style citation
- ▶ Mengelola group, group sets, dan smart group
- ▶ Menambahkan figur dan attachment pada file referensi

Menggunakan EndNote dan Word Processor

- ▶ Contoh ini menggunakan Microsoft Word 2003 atau 2007
- ▶ Bagi pengguna OpenOffice, bisa merujuk ke manual EndNote
- ▶ Buka Ms.Word dan EndNote bersamaan
- ▶ Gunakan template paper dari EndNote, jika tidak ada template resmi penulisan paper
- ▶ Cite While You Write (CWYW)

Citation Style : Annotated

The screenshot shows a Microsoft Word document titled 'contoh-paper.docx [Compatibility Mode] - Microsoft Word'. The ribbon includes 'Home', 'Insert', 'Page Layout', 'References', 'Mailings', 'Review', 'View', 'Add-Ins', and 'EndNote X3'. The 'EndNote X3' ribbon is active, showing options like 'Style: Annotated', 'Export to EndNote', 'Update Citations and Bibliography', and 'Convert Citations and Bibliography'. The document content includes:

Abstract Robust and accurate algorithm in real time eye tracking system has been a fundamental and challenging problem for computer vision and biomedical engineering area. This paper proposes a new method to estimate eye-motion position and direction based on initial centroid and gradient analysis technique. The proposed method was validated by tracking eye position within high and low occlusion conditions. Experimental results show that the proposed method improves the accuracy of tracking pupil position compared to conventional window-matching method. The proposed method yields 76.07% and 87.89% accuracies while the conventional window-matching performs 44.56% and 67.89% accuracies within high and low occlusion conditions, respectively.

I. INTRODUCTION

Eye tracking is an extensive research area in visual information system and computer vision that encompasses anything from diagnostic tool for assessing vestibular disease and other neurological disorders (Wilson, Jones et al. 1996) to human-computer interface device (Magistis 1995; Kurio 1998).

Normally, eye tracking is performed on two dimensions to measure the horizontal and vertical motions of the eye. Horizontal and vertical eye (2D) positions can be determined from pupil center coordinates, which can be computed using center of mass algorithm (Vieville and Masse 1987; Moore, Curthoys et al. 1991). The torsional eye position, rotation about the visual axis, can be determined by tracking the location of landmark on the eye (Darker, Kanvan et al. 1985; Yamashita

REFERENCES

Allen, G. M. (2004). Bats: biology, behavior, and folklore. Mineola, N.Y., Dover Publications.

Cello, J. P. and L. W. Day (2009). "Idiopathic AIDS enteropathy and treatment of gastrointestinal opportunistic pathogens." Gastroenterology 136(6): 1952-1965.

Diarrhea in patients with acquired immune deficiency syndrome (AIDS) has proven to be both a diagnostic and treatment challenge since the discovery of the human immunodeficiency virus (HIV) virus more than 30 years ago. Among the main etiologies of diarrhea in this group of patients are infectious agents that span the array of viruses, bacteria, protozoa, parasites, and fungal organisms. In many instances, highly active antiretroviral therapy remains the cornerstone of therapy for both AIDS and AIDS-related diarrhea, but other targeted therapies have been developed as new pathogens are identified; however, some infections remain treatment challenges. Once identifiable infections as well as other causes of diarrhea are investigated and excluded, a unique entity known as AIDS enteropathy can be diagnosed. Known as an idiopathic, pathogen-negative diarrhea, this disease has been investigated extensively. Atypical pathogens, including HHV-8, as well

A red circle highlights the citation '(Wilson, Jones et al. 1996)' in the introduction. A red arrow points from the text 'Abstract ikut dicantumkan' to the references section.

Citation Style : Author-Date

The image shows a Microsoft Word document titled "contoh-paper.docx" in Compatibility Mode. The document is divided into three main sections: Abstract, Introduction, and References. The Abstract describes a new method for eye-tracking in real-time systems. The Introduction discusses the field of eye-tracking research. The References list several academic papers. A red circle highlights the citation for Moore, S. T., I. S. Curthoys, et al. (1991) in the References list.

Abstract-Robust and accurate algorithm in real time eye tracking system has been a fundamental and challenging problem for computer vision and biomedical engineering area. This paper proposes a new method to estimate eye-motion position and direction based on initial centroid and gradient analysis technique. The proposed method was validated by tracking eye position within high and low occlusion conditions. Experimental results show that the proposed method improves the accuracy of tracking pupil position compared to conventional window-matching method. The proposed method yields 76.07% and 87.89% accuracies while the conventional window-matching performs 44.56% and 67.89% accuracies within high and low occlusion conditions, respectively.

I. INTRODUCTION

Eye tracking is an extensive research area in visual information system and computer vision that encompasses anything from diagnostic tool for assessing vestibular disease and other neurological disorders (Wilson, Jones et al. 1996) to human-computer interface device (Magistris 1995; Kurio 1998).

Normally, eye tracking is performed on two dimensions to measure the horizontal and vertical motions of the eye. Horizontal and vertical eye (2D) positions can be determined from pupil center coordinates, which can be computed using center of mass algorithm (Vieville and Masse 1987; Moore, Curthoys et al. 1991). The torsional eye position, rotation about the visual axis, can be determined by tracking the location of landmark on the eye (Parker, Kenyon et al. 1985; Yamano

REFERENCES

Allen, G. M. (2004). Bats: biology, behavior, and folklore. Mineola, N.Y., Dover Publications.

Cello, J. P. and L. W. Day (2009). "Idiopathic AIDS enteropathy and treatment of gastrointestinal opportunistic pathogens." Gastroenterology 136(6): 1952-1965.

Kurio, Y. (1998). Development of eye pointer with free head motion. 20th Annual International Conference of the IEEE Engineering in Medicine and Biology Society (IEEE EMBS 1998).

Magistris, S. D. (1995). Eye movement tracking for advanced man-machine interaction. Department of Systems and Informatics, Florence, Italy, University of Florence.

Moore, S. T., I. S. Curthoys, et al. (1991). "VTM-an image-processing system for measuring ocular torsion." Computer Methods and Programs in Biomedicine 35: 219-230.

Parker, J. A., R. V. Kenyon, et al. (1985). "Measurement of torsion from multitemporal images of the eye using digital signal processing techniques." IEEE Transactions on Biomedical Engineering BME-32(1): 28-36.

Vieville, T. and D. Masse (1987). "Ocular counter-rolling during active head tilting in humans." Acta Otolaryngol 103: 280-288.

Citation Style : Numbered

Microsoft Word interface showing the 'References' ribbon and the 'Style' dropdown set to 'Numbered'. The document content includes an abstract and an introduction section. The citation list on the right side of the page is highlighted with a red circle.

Abstract-Robust and accurate algorithm in real time eye tracking system has been a fundamental and challenging problem for computer vision and biomedical engineering area. This paper proposes a new method to estimate eye-motion position and direction based on initial centroid and gradient analysis technique. The proposed method was validated by tracking eye position within high and low occlusion conditions. Experimental results show that the proposed method improves the accuracy of tracking pupil position compared to conventional window-matching method. The proposed method yields 76.07% and 87.89% accuracies while the conventional window-matching performs 44.56% and 67.89% accuracies within high and low occlusion conditions, respectively.

I. INTRODUCTION

Eye tracking is an extensive research area in visual information system and computer vision that encompasses anything from diagnostic tool for assessing vestibular disease and other neurological disorders [1] to human-computer interface device [2-3].

Normally, eye tracking is performed on two dimensions to measure the horizontal and vertical motions of the eye. Horizontal and vertical eye (2D) positions can be determined from pupil center coordinates, which can be computed using center of mass algorithm [4-5]. The torsional eye position, rotation about the visual axis, can be determined by tracking the location of landmark on the eye [6-7] or using the window-matching algorithm [5, 8].

Hara et al. [8] proposed pupil tracking based on combining

1. Wilson, B.A., et al. *A Flying-Spot Laser Scanner for Tracking Eye Movements*. in *18th Annual International Conference of the IEEE Engineering in Medicine and Biology Society (IEEE EMBS 1996)*. 1996. Amsterdam.
2. Magistris, S.D., *Eye movement tracking for advanced man-machine interaction.*, in *Department of Systems and Informatics*. 1995, University of Florence: Florence,Italy.
3. Kurio, Y. *Development of eye pointer with free head-motion*. in *20th Annual International Conference of the IEEE Engineering in Medicine and Biology Society (IEEE EMBS 1998)*. 1998.
4. Vieville, T. and D. Masse, *Ocular counter-rolling during active head tilting in humans*. *Acta Otolaryngol*, 1987. **103**: p. 280-290.
5. Moore, S.T., I.S. Curthoys, and S.G. McCoy, *VTM-an image-processing system for measuring ocular torsion*. *Computer Methods and Programs in Biomedicine*, 1991. **35**: p. 219-230.
6. Yamanobe, S., et al., *Eye movement analysis system using computerized image recognition*. *Arch Otolaryngol Head Neck Surg*, 1990. **116**: p. 338-341.
7. Parker, J.A., R.V. Kenyon, and L.R. Young, *Measurement of torsion from multitemporal images of the eye using digital signal processing techniques*. *IEEE Transactions on Biomedical Engineering*, 1985.

Citation Style : IEEE

Abstract-Robust and accurate algorithm in real time eye tracking system has been a fundamental and challenging problem for computer vision and biomedical engineering area. This paper proposes a new method to estimate eye-motion position and direction based on initial centroid and gradient analysis technique. The proposed method was validated by tracking eye position within high and low occlusion conditions. Experimental results show that the proposed method improves the accuracy of tracking pupil position compared to conventional window-matching method. The proposed method yields 76.07% and 87.89% accuracies while the conventional window-matching performs 44.56% and 67.89% accuracies within high and low occlusion conditions, respectively.

I. INTRODUCTION

Eye tracking is an extensive research area in visual information system and computer vision that encompasses anything from diagnostic tool for assessing vestibular disease and other neurological disorders [1] to human-computer interface device [2-3].


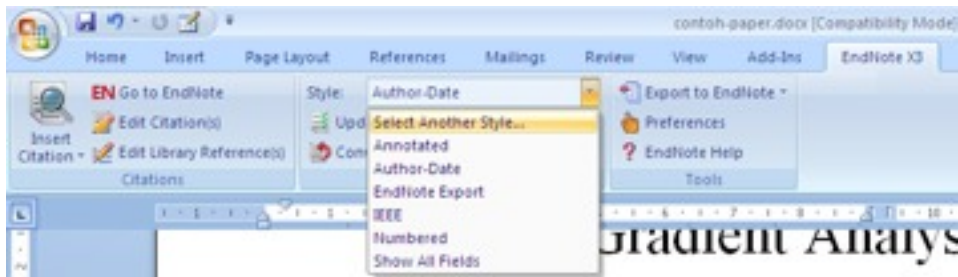
Normally, eye tracking is performed on two dimensions to measure the horizontal and vertical motions of the eye. Horizontal and vertical eye (2D) positions can be determined from pupil center coordinates, which can be computed using center of mass algorithm [4-5]. The torsional eye position, rotation about the visual axis, can be determined by tracking the location of landmark on the eye [6-7] or using the window-matching algorithm [5, 8].

Here et al. [8] proposed pupil tracking based on combining

- [1] B. A. Wilson, et al., "A Flying-Spot Laser Scanner for Tracking Eye Movements," in *18th Annual International Conference of the IEEE Engineering in Medicine and Biology Society (IEEE EMBS 1996)*, Amsterdam, 1996.
- [2] S. D. Magistris, "Eye movement tracking for advanced man-machine interaction,," Master's thesis, Department of Systems and Informatics, University of Florence, Florence, Italy, 1995.
- [3] Y. Kurio, "Development of eye pointer with free head-motion," in *20th Annual International Conference of the IEEE Engineering in Medicine and Biology Society (IEEE EMBS 1998)*, 1998.
- [4] T. Vieville and D. Masse, "Ocular counter-rolling during active head tilting in humans," *Acta Otolaryngol*, vol. 103, pp. 280-290, 1987.
- [5] S. T. Moore, et al., "VTM-an image-processing system for measuring ocular torsion," *Computer Methods and Programs in Biomedicine*, vol. 35, pp. 219-230, 1991.
- [6] S. Yamanobe, et al., "Eye movement analysis system using computerized image recognition," *Arch Otolaryngol Head Neck Surg.*, vol. 116, pp. 338-341, 1990.
- [7] J. A. Parker, et al., "Measurement of torsion from multitemporal images of the eye using digital signal processing techniques," *IEEE Transactions on*

Page: 1 of 1 Words: 563 English (U.S.)

Memilih Style yang lain



The 'EndNote X3 Styles' dialog box is shown, displaying a list of citation styles and their corresponding categories. The list is organized into two columns: 'Name' and 'Category'.

Name	Category
Chicago 15th B	Humanities
MLA (No-Caps)	Humanities
MLA	Humanities
Oxford-Author Date	Humanities
Turabian Bibliography	Humanities
Ann Rev Immunology	Immunology
Assoc Comp Mech Proc(ACM)	Information Sciences
NISO	Information Sciences
Bluebook-Law Review	Legal
Forestry	Life Sciences
Amer Statistical Assoc	Mathematics
Biostatistics	Mathematics
Brit Medical J	Medicine
JAMA	Medicine
Lancet	Medicine
NIH	Medicine
NLM	Medicine
Nature Medicine	Medicine
New England J Medicine	Medicine
Physiological Reviews	Medicine
Psychiatric Services	Medicine
Vancouver	Medicine
Ann Rev Neuroscience	Neurology
Neuroscience	Neurology
Nursing Research	Nursing
Nursing Science Quarterly	Nursing
Brit J Nutrition	Nutrition
Nutrition J	Nutrition
AIP Style Manual	Physics
Amer J Physics	Physics
Amer J Political Science	Political Science
Amer J Psychiatry	Psychiatry
Annals Behavioral Med	Psychiatry
APA 5th (sections)	Psychology
APA 5th	Psychology
J Abnormal Psychology	Psychology
J Personality Soc Psych	Psychology
Amer J Public Health	Public Health
Health Services Res	Public Health
Harvard	Science
Nature	Science

Online Database Searching

The screenshot illustrates the process of online database searching in EndNote X3. The main window shows a list of references with the following data:

Author	Year	Title	Journal	Ref Typ
Simons	2009	Outrage at high price paid for a fossil	Nature	Journal
Appleton	2009	Fossil docs	J Palliat Med	Journal
Dean	2009	Dental and skeletal growth in early fossil h...	Ann Hum Biol	Journal
Smith	2009	Virtual taphonomy using synchrotron tomo...	Proc Natl Ac...	Journal
Modesto	2009	Arthropod remains in the oral cavities of f...	Biol Lett	Journal

The 'Choose A Connection' dialog box shows a list of databases with 'LISTA (EBSCO)' selected. The 'PubMed (NLM)' connection is highlighted in the left sidebar. The search window for PubMed MEDLINE shows a search for 'Fossil'.

Showing 5 of 5 references in Group. (All References: 256)

Ready

Windows Taskbar: Start, 3 Windows Ex..., True Wi-Fi: wire..., EndNote X3 - [...], EndNote.pdf - A..., EndNote X3 for ..., labhan.docx - M..., iTunes, Buddy List, 5:22 PM

Online Database Searching

The screenshot displays the EndNote X3 interface. On the left, a sidebar shows a library structure with categories like 'My Library', 'Bats', 'Abstract Art', 'Online Search', and 'EndNote Web'. The 'Online Search' section is expanded, showing 'PubMed (NLM)' with 13 references. The main window shows a table of 13 references. A context menu is open over the first reference, with 'Find Full Text' selected, which has opened a sub-menu with 'Find Full Text...' highlighted.

Author	Year	Title	Journal	Ref Type	URL
Daniels	2009	Identification of a cretaceous ortholog...	Biol Direct	Journal Article	http://www.ncbi.nlm.nih.gov/entrez/que...
Dash	2009	Liver tissue engineering in the evaluation of...	Expert Opin ...	Journal Article	http://www.ncbi.nlm.nih.gov/entrez/que...
Keeling	2009	Should incidental asymptomatic angiogra...	J Vasc Interv...	Journal Article	http://www.ncbi.nlm.nih.gov/entrez/que...
Kelly	2009	Enabling affordable and efficiently deplo...	Technol Heal...	Journal Article	http://www.ncbi.nlm.nih.gov/entrez/que...
Kelly	2009	The benefits of a laparoscopic approach in...	Ir J Med Sci	Journal Article	http://www.ncbi.nlm.nih.gov/entrez/que...
Kelly	2009	Melanoma of unknown origin: a case series	Ir J Med Sci	Journal Article	http://www.ncbi.nlm.nih.gov/entrez/que...
		The impact of sudden gains in cognitive be...	J Trauma Str...	Journal Article	http://www.ncbi.nlm.nih.gov/entrez/que...
		Cost effectiveness of influenza vaccination...	Pharmacoe...	Journal Article	http://www.ncbi.nlm.nih.gov/entrez/que...
		Balancing inflammatory, lipid, and xenobio...	Inflamm Bow...	Journal Article	http://www.ncbi.nlm.nih.gov/entrez/que...
		NMR assignment of the N-terminal region...	Biomol NMR...	Journal Article	http://www.ncbi.nlm.nih.gov/entrez/que...
		Are older patients' cardiac rehabilitation n...	J Clin Nurs	Journal Article	http://www.ncbi.nlm.nih.gov/entrez/que...
		Breakfast consumption and its socio-dem...	Int J Public H...	Journal Article	http://www.ncbi.nlm.nih.gov/entrez/que...
		Examining the meaning attached to mental...	Qual Health...	Journal Article	http://www.ncbi.nlm.nih.gov/entrez/que...

Showing 13 of 13 references in Group. (All References: 203)

Online Database Searching

The screenshot displays the EndNote X3 interface. The main window shows a table of search results with the following data:

Author	Year	Title	Journal	Ref Type	URL
Kelly	2009	Melanoma of unknown origin: a case series	Ir J Med Sci	Journal Article	http://www.ncbi.nlm.nih.gov/entrez/que...

A red circle highlights the 'Kelly' entry in the Author column. A red arrow points from this circle to the 'Find Full Text' section in the left sidebar, which shows:

- Find Full Text
- Found PDF (1)
- Not found (2)

The search criteria at the bottom of the window are:

- Search: Kelly
- Field: Any Field
- Operator: Contains
- Match Case:
- Match Words:

At the bottom of the window, the status bar shows: Showing 1 of 1 references in Group. (All References: 283)

Online Database Searching

EndNote X3 - [Kelly, 2009 #206]

File Edit References Groups Tools Window Help

Reference Type: Journal Article Show Empty Fields

Plan Font Plan Size B I U P A¹ A₁ Σ

Jul 29

ISSN
1863-4362 (Electronic)

DOI
10.1007/s11845-009-0405-6

Accession Number
19639362

Abstract
INTRODUCTION: The natural history of metastatic melanoma involving lymph nodes, in the absence of a known primary site (cutaneous, ocular or mucosal) has, to date, been poorly defined, and the optimal management of this rare sub-type of disease is therefore unclear. Melanomas of unknown primary site (MUP) are estimated to comprise between 3.7 and 6% of all melanomas (Anbari et al. in Cancer 79:1861-1821, 1997). MATERIALS AND METHODS: Between 2002 and 2007, 478 patients were treated for melanoma in our department in Cork University Hospital, five of whom presented with MUP. We discuss their cases herein. CONCLUSION: We should continue to treat this cohort of patients with an aggressive surgical approach and consider them for adjuvant therapies currently used to treat stage III disease.

Notes
Journal article
Irish journal of medical science
Ir J Med Sci. 2009 Jul 29.

URL
http://www.ncbi.nlm.nih.gov/entrez/query.fcgi?cmd=Retrieve&db=PubMed&dopt=Citation&list_uids=19639362
<http://www.springerlink.com/content/412h0444685497b6@text.pdf>

File Attachments

Kelly-2009-...
Unknown...

Author Address
Department of Academic Surgery, Cork University Hospital, Cork, Ireland. justin.jonkeley@gmail.com.

Language
Eng

Added to Library: 7/31/2009 Last Updated: 7/31/2009
Ready

Start Hot Music | Pasha Dipoli... Document1 - Microsoft ... EndNote X3 - [Kelly, 2... Find-PDF2.PNG - Part 6:24 PM

Terima Kasih

ขอบคุณครับ